

ASSEMBLY INSTRUCTIONS

NOTE: DON'T TIGHTEN BOLTS UNTIL ALL PARTS ARE CONNECTED. 2 PEOPLE ARE REQUIRED WHEN ASSEMBLING

PART NO	PART IMAGE	QTY	PART NO	PART IMAGE	QTY
A1		1	P	M6*15MM	12
A2		1	Q	M6*35MM	6
B1		1	R	M6*50MM	5
B2		1	T		1
C1		1	U		1
C2		1			
D		1			
D1		1			
E		1			
N		3			
O		5			

①

②

③

④

⑤









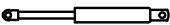


ITEM NO. 19503

MAXMIUM WEIGHT CAPACITY:120KG

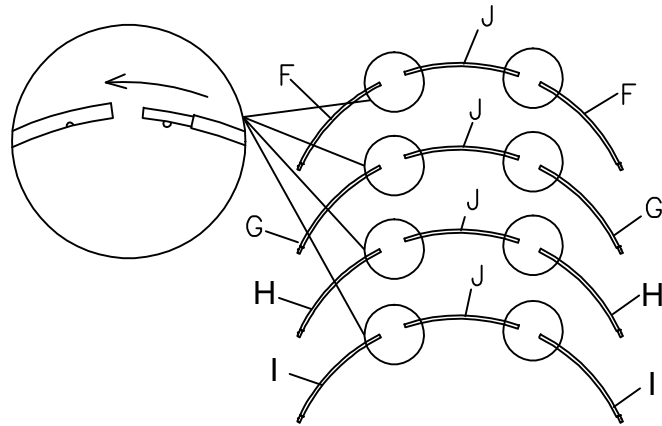
A.I.&E. Adriaan Mulderweg 9-11, 5657 EM Eindhoven, The Netherlands
Edco UK Ltd, 1st Floor Two Chamberlain Square, B3 3AX, Birmingham, UK

ASSEMBLY INSTRUCTIONS

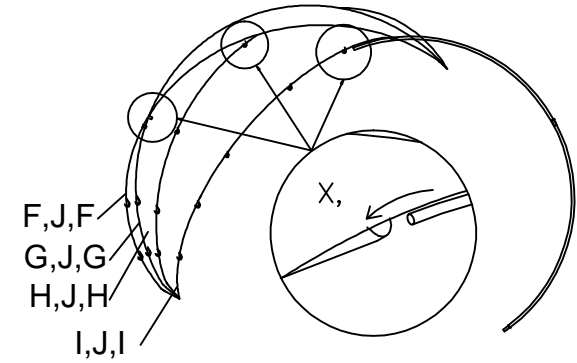
NOTE: DON'T TIGHTEN BOLTS UNTIL ALL PARTS ARE CONNECTED. 2 PEOPLE ARE REQUIRED WHEN ASSEMBLING

PART NO	PART IMAGE	QTY
F		2
G		2
H		2
I		2
J		4
P	 M6*15MM	4
Q	 M6*35MM	8
S		4
W		2
X		1
Y	 M6	8

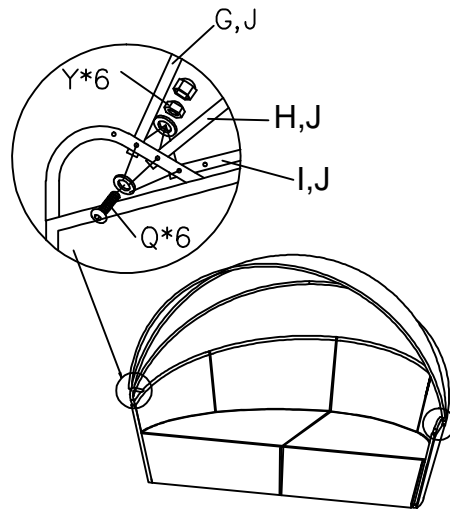
①



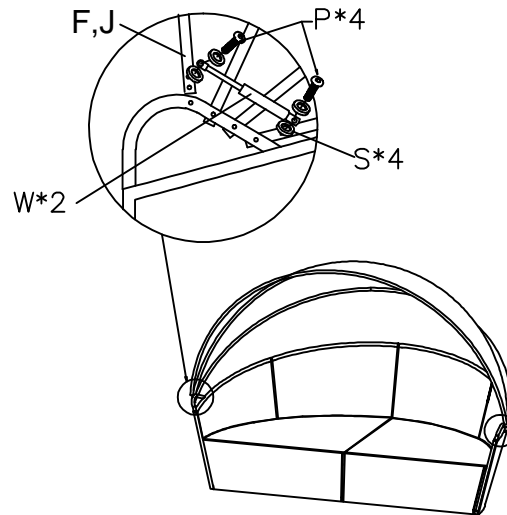
②



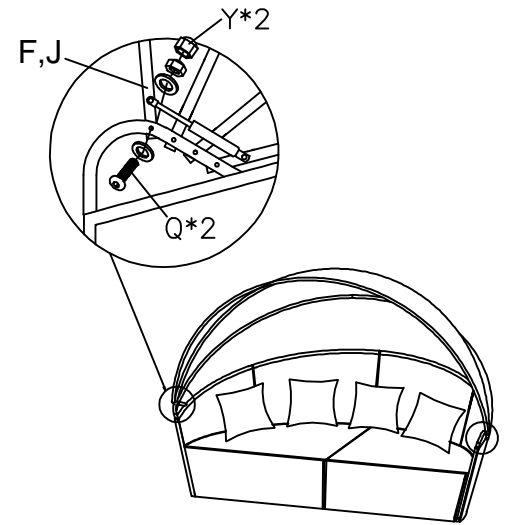
③



④



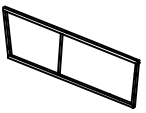
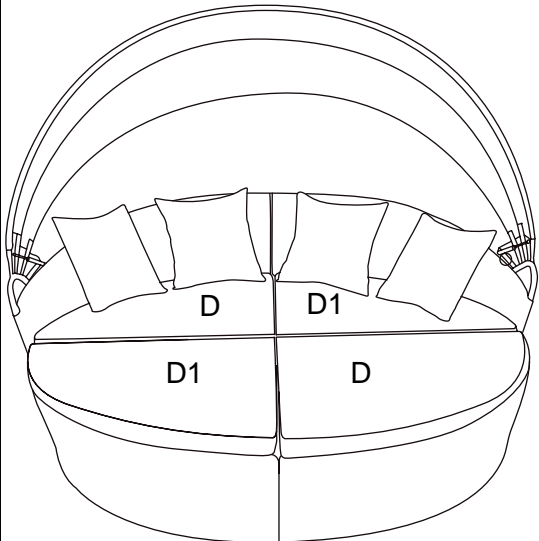
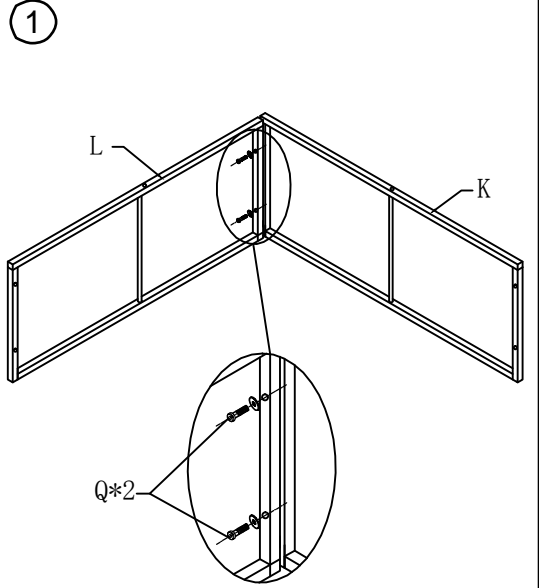
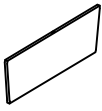
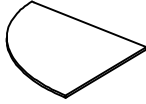
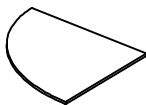


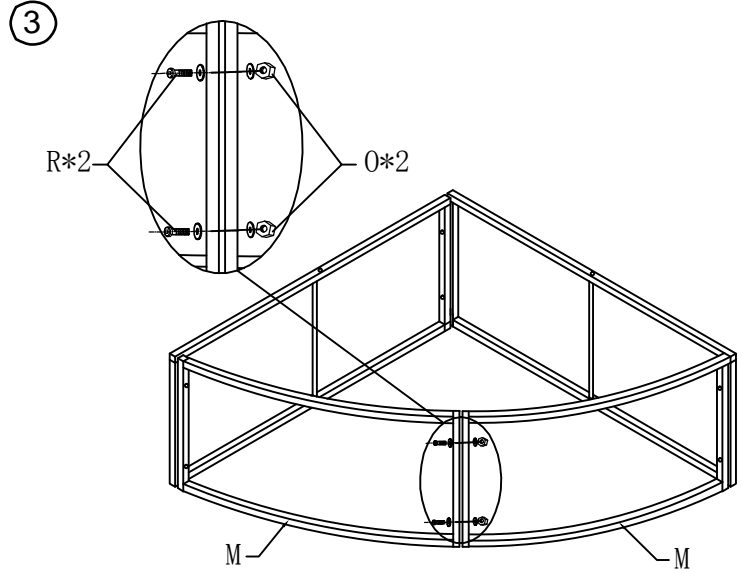
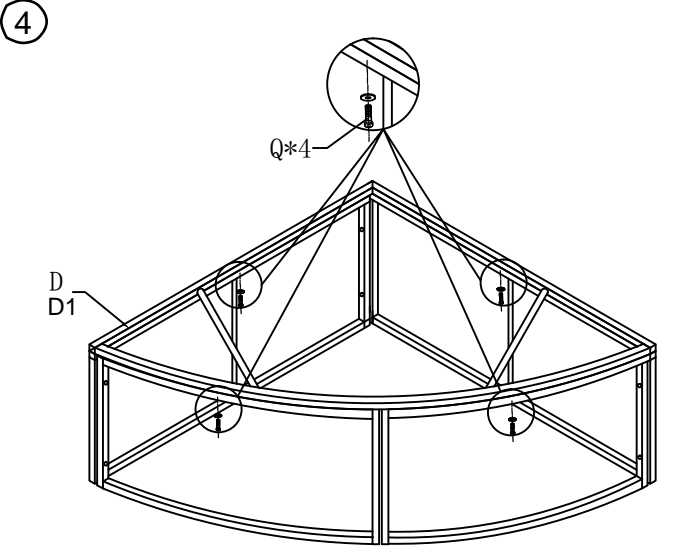


⑤



MAXMIUM WEIGHT CAPACITY:120KG

ASSEMBLY INSTRUCTIONS

NOTE: DON'T TIGHTEN BOLTS UNTIL ALL PARTS ARE CONNECTED. 2 PEOPLE ARE REQUIRED WHEN ASSEMBLING

PART NO	PART IMAGE	QTY		
K		2		
L		2		
D		1		
D1		1		
M		4		
O	 M6	4		
Q	 M6*35MM	20		
R	 M6*50MM	4		

MAXMIUM WEIGHT CAPACITY:120KG